




WIV Series

Wire Wound Inductor

Size 1608



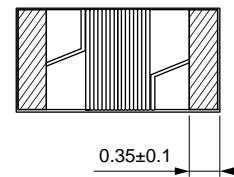
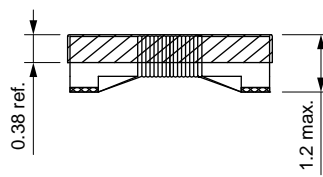
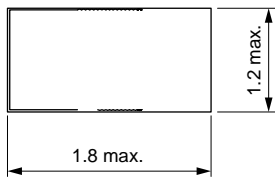
FEATURES

- Ferrite core wire wound construction
- High Reliability due to wire wound type construction
- Small footprint as well as low profile
- Application for DC power line
- Lead-free reflow soldering as referenced in JEDEC J-STD 020D and RoHS compliant
- AEC-Q200 qualified
- Operating temperature -55~+125°C (Including self-temperature rise)
- Quantity: 3000 pcs

APPLICATION

- Filtering of supply voltages, coupling, decoupling
- DC/DC converters, switch-mode power supplies
- Entertainment equipment: car navigations, car audios
- Body control equipment like wipers, power windows

Dimensions: [mm]



Electrical Properties:

	Inductance	Tolerance	Test Frequency	Q Min.	Test Frequency	DC Resistx. (mΩ)	CTC @ 100 Min. CT @ 100°C	CT @ 100°C
WIV1608-47NK	0.047	±10%	0.5V/7.96M	10	7.96	0.075		
WIV1608-R10K	0.10	±10%	0.5V/7.96M	10	7.96	0.13		
WIV1608-R12K	0.12	±10%	0.5V/7.96M	10	7.96	0.15		
WIV1608-R15K	0.15	±10%	0.5V/7.96M	10	7.96	0.15		
WIV1608-R18K	0.18	±10%	0.5V/7.96M	10	7.96	0.15		
WIV1608-R22K	0.22	±10%	0.5V/7.96M	10	7.96	0.15		
WIV1608-R24K	0.24	±10%	0.5V/7.96M	10	7.96	0.31		
WIV1608-R27K	0.27	±10%	0.5V/7.96M	10	7.96	0.20		
WIV1608-R33K	0.33	±10%	0.5V/7.96M	10	7.96	0.35		
WIV1608-R39K	0.39	±10%	0.5V/7.96M	10	7.96	0.39		
WIV1608-R47K	0.47	±10%	0.5V/7.96M	10	7.96	0.43		

Part No	Inductance	Tolerance	Test Frequency	Q Min.	Test Frequency	Temperature Rise Current Max.	DC Resistance Max.	SRF Min.
	0.56	±10%	0.5V/7.96M	10	7.96	550	0.47	525
	0.68	±10%	0.5V/7.96M	10	7.96	470	0.52	460
	0.82	±10%	0.5V/7.96M	10	7.96	400	0.69	410
	1.0	±10%	0.5V/7.96M	10	7.96	400	0.81	190
	1.2	±10%	0.5V/7.96M	10	7.96	370	0.87	160
	1.5	±10%	0.5V/7.96M	10	7.96	350	0.96	100
	1.8	±10%	0.5V/7.96M	10	7.96	350	1.10	80
	2.2	±10%	0.5V/7.96M	10	7.96	320	1.20	68
	3.3	±10%	0.5V/7.96M	10	7.96	280	1.50	42
	3.9	±10%	0.5V/7.96M	10	7.96	280	1.50	40
	4.7	±10%	0.5V/7.96M	10	7.96	260	2.10	34
	5.6	±10%	0.5V/7.96M	10	7.96	240	2.60	32
	6.8	±10%	0.5V/7.96M	10	7.96	200	3.10	31
	8.2	±10%	0.5V/7.96M	10		190	4.40	26
	10	±10%	0.5V/2.52M	10		180	4.80	25