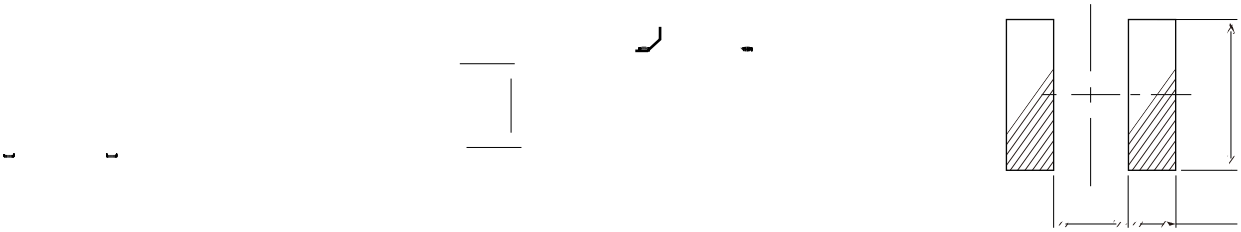

	Tolerance	Current Typ. (A)	Current
	±30%	17.0	16.0

Typical Electrical Characteristics:

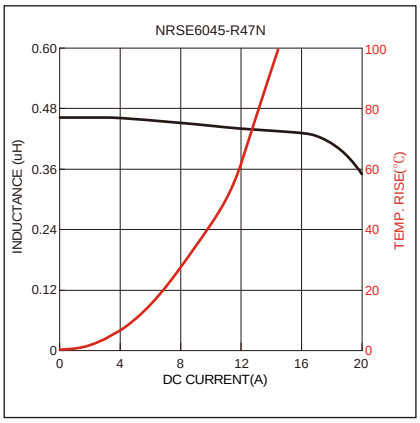

					[redacted]

Soldering Reflow:

Packaging Information:

Tape Dimension：

66.0 ± ŕ ;

Series	A0 (mm)	B0 (mm)					
NRSE6045	6.4 ± 0.1	6.4 ± 0.1	1.5 ± 0.1	4.0 ± 0.1	12.0 ± 0.1	16.0 ± 0.3	

Peel force of top cover tape:

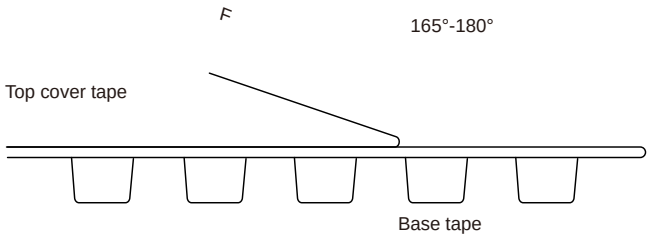

Reel Dimension：[mm]



Packaging Quantity:

					[redacted]

Cautions and Warnings:

Storage Conditions：

- The storage period is within 12 months after the completion of production. Be sure to follow the storage conditions (temperature: -5 to 35°C, humidity: 75% RH Max).If the storage period elapses, the soldering of the terminal electrodes may deteriorate.The warranty period is one year.
- Product should not be exposed to environment with high temperature, high humidity, dust, corrosive gas and etc.
- Products should be handled with care to avoid damage or contamination from perspiration and skin oils.
- Please always handle products carefully to prevent any damage caused by dropping down or inappropriate removing.

Operation Instructions:

- Self heating (temperature increase) occurs when the power is turned ON, so the tolerance should be sufficient for the set thermal design.
- Before soldering, be sure to preheat components.The preheating temperature should be set so that the temperature difference between the solder temperature and chip temperature does not exceed 150°C.
- Soldering corrections after mounting should be within the range of the conditions determined in the specifications.If overheated, a short circuit, performance deterioration, or lifespan shortening may occur.
- Generally, Koher might not be familiar with either customer's specific application or actual requests as customer does.As a result customer shall be responsible for checking and confirming whether Koher product with the performance described in the product specification is suitable for using in customer's particular application or not.

					[redacted]