




NRSE Series

SMD Shielded Tiny Power Inductor

Size 5020



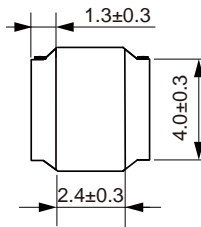
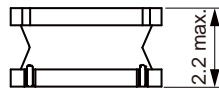
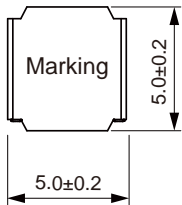
CHARACTERISTICS

- Magnetic resin for higher current and semi-magnetically shielded
- Quantity: 3000pcs

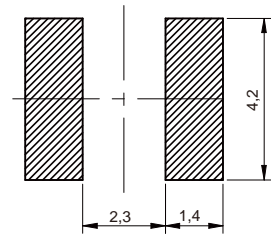
APPLICATION

- DC/DC converter
- LC filter

Dimensions: [mm]



Land Pattern: [mm]



Electrical Properties:

	Inductance @100KHz/0.25V		current	Temperature Rise Current	DCR ±30%
NRSE5020-R22N	0.22	±30%	8.00	5.00	11
NRSE5020-R24N	0.24	±30%	8.00	5.00	11
NRSE5020-R33N	0.33	±30%	7.50	4.60	15
NRSE5020-R47N	0.47	±30%	6.15	4.60	15
NRSE5020-1R0N	1.0	±30%	4.33	3.70	20
NRSE5020-1R2N	1.2	±30%	4.20	3.50	25
NRSE5020-1R5N	1.5	±30%	4.10	3.20	26
NRSE5020-1R8N	1.8	±30%	4.00	3.00	30
NRSE5020-2R2N	2.2	±30%	3.85	2.90	38
NRSE5020-2R7N	2.7	±30%	3.50	2.40	45
NRSE5020-3R3N	3.3	±30%	3.25	2.40	46
NRSE5020-3R6N	3.6	±30%	2.90	2.30	48
NRSE5020-3R9N	3.9	±30%	2.90	2.15	50
NRSE5020-4R7M	4.7	±20%	2.40	2.05	65
NRSE5020-5R6M	5.6	±20%	2.30	1.85	72
NRSE5020-6R8M	6.8	±20%	2.10	1.70	92
NRSE5020-8R2M	8.2	±20%	1.90	1.60	100



	Inductance @100KHz/0.25V		current	Temperature Rise Current	DCR ±30%
NRSE5020-100M	10	±20%	1.80	1.50	125
NRSE5020-150M	15	±20%	1.44	1.25	180
NRSE5020-220M	22	±20%	1.18	1.05	250
NRSE5020-270M	27	±20%	1.10	1.00	300
NRSE5020-330M	33	±20%	0.97	0.83	370
NRSE5020-470M	47	±20%	0.81	0.70	560
NRSE5020-680M	68	±20%	0.70	0.53	850
NRSE5020-820M	82	±20%	0.65	0.50	950
NRSE5020-101M	100	±20%	0.57	0.43	1100
NRSE5020-151M	150	±20%	0.41	0.40	1500
NRSE5020-221M	220	±20%	0.35	0.30	2230

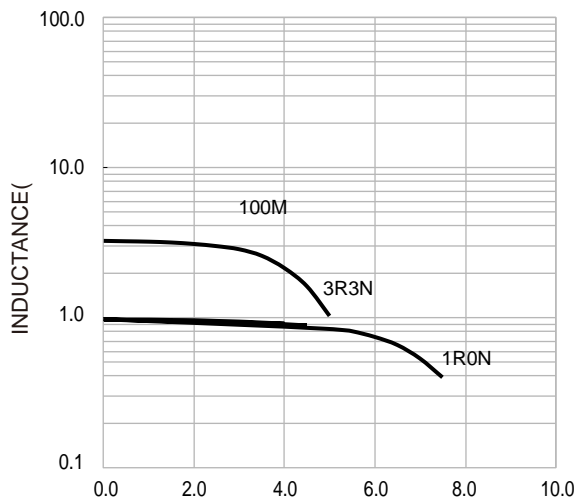
Operating temperature: -40°C ~ +125°C

Temperature rise current: the actual value of DC current when the temperature rise is T40°C

Saturation Current that will cause initial inductance to drop approximately 30%

Typical Electrical Characteristics:

Inductance VS. Current Characteristics:



Temperature Rise VS. Current Characteristics:

