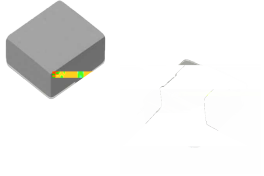


MDTE Series

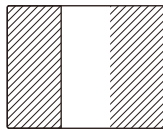
Wire Wound Molded SMD Power Inductors

Size 20161A



Dimensions: [mm]

Land Pattern: [mm]




Electrical Properties:

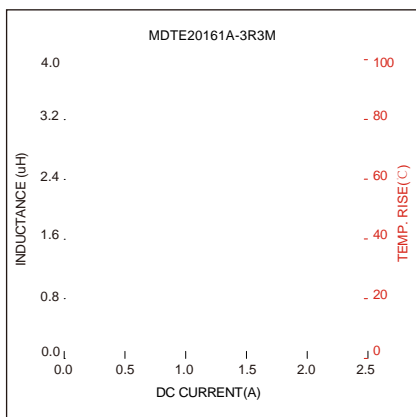
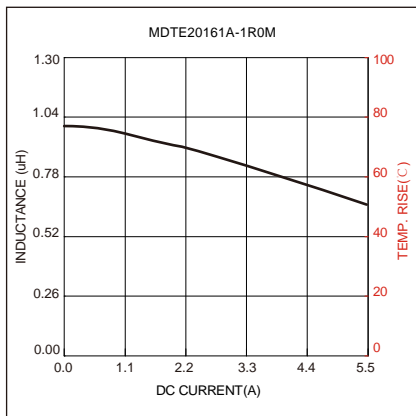
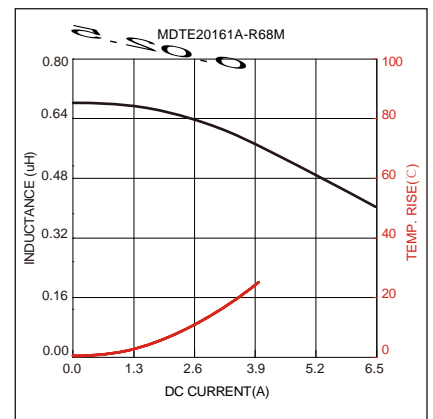
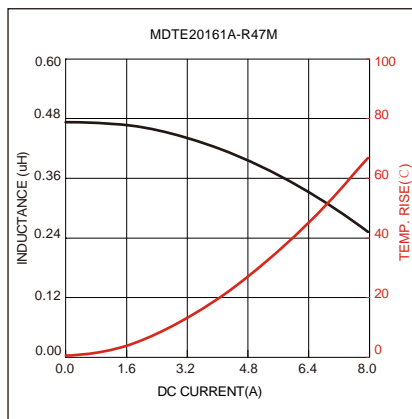
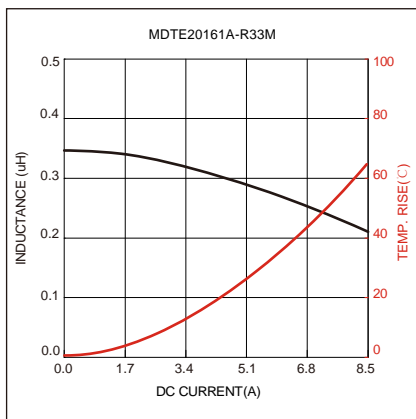
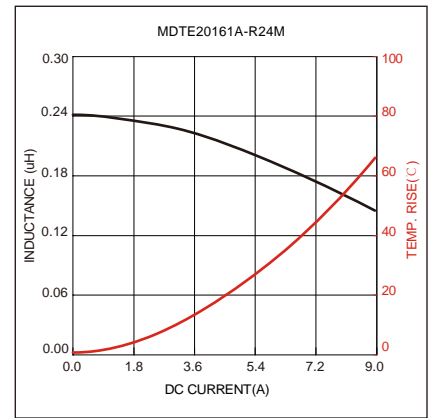
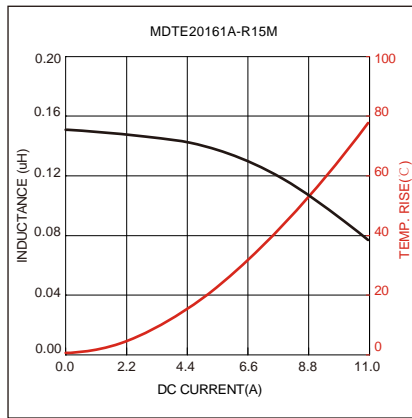
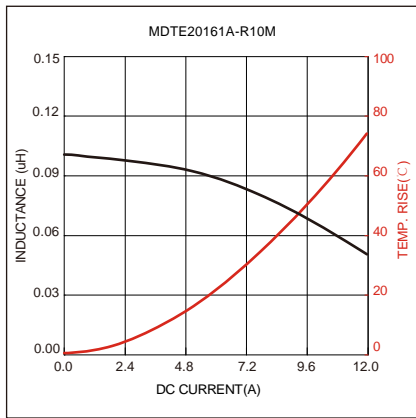
Part No	Inductance @ 1MHz/1V	Tolerance	Current Typ.	Current Max.	Temperature Rise Current Typ.	Temperature Rise Current Max.	DC Resistance Max.

Saturation Current will cause L to drop approximately 30%

Temperature Rise Current: The actual value of DC current when the temperature rise is $\Delta T=40^{\circ}C$



Typical Electrical Characteristics:



2.52.52.52



Soldering Reflow:

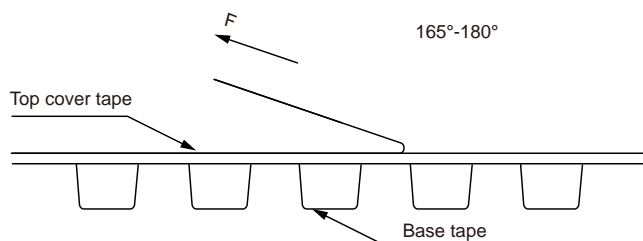
Packaging Information:

Tape Dimension:



Series	A0 (mm)	B0 (mm)	D (mm)	P0 (mm)	P1 (mm)	W (mm)	K0 (mm)	E (mm)	T (mm)
MDTE20161A	1.9± 0.1	2.3± 0.1	1.5± 0.1	4.0± 0.1	4.0± 0.1	8.0± 0.1	1.2± 0.1	1.75± 0.1	0.25± 0.05

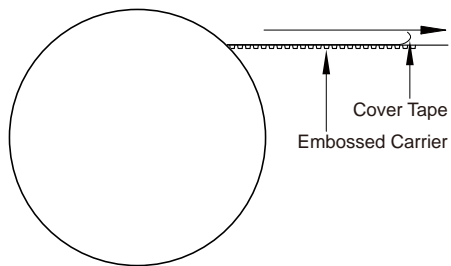
Peel force of top cover tape:



The peel force of top cover tape shall be between 0.1 to 0.98 N



Reel Dimension: [mm]



Packaging Quantity: